



9. ÚNOR




1. TŘÍDA


Vyber správná slova (zakroužkujte písmeno)

1. Adam nese  .
Co nese Adam?


A) komín
B) konev
C) kostel

2. Máma má  .
Co má máma?

A) maso
B) kozu
C) vázu

3. Pavel ponese  .
Co ponese Pavel?

A) nákup
B) nákyp
C) košile

4. Natálka píše  .
Co píše Natálka?

A) popis
B) dopis
C) úkol

5. Teta Lída šije  .
Co šije teta?

A) domy
B) noty
C) šaty

písanka 12

Handwriting practice for the letter 'o'. It includes a dashed box for a drawing, a small airplane icon, and the letter 'o' written in blue ink. Below are several rows of handwriting practice with the letter 'o' and 'O' written in blue ink. The first row shows 'o o O' with a small airplane icon. The second row shows 'o o O' with a small airplane icon. The third row shows 'o O' with a small airplane icon. The fourth row shows 'o o O' with a small airplane icon. The fifth row shows 'o! o!' with a small airplane icon. The sixth row shows 'o! o! o! o!' with a small airplane icon. The seventh row shows 'o! o!' with a small airplane icon. At the bottom, there is a small airplane icon and the word 'Ola' written in blue ink. At the very bottom, there is a small airplane icon and the text '12 e e ě l t s s i i u ů ů á á Á Á o ó O'.

písanka 13

Handwriting practice for the letter 'd'. It includes a dashed box for a drawing, a small airplane icon, and the letter 'd' written in blue ink. Below are several rows of handwriting practice with the letter 'd' written in blue ink. The first row shows 'd d' with a small airplane icon. The second row shows 'd d' with a small airplane icon. The third row shows 'd' with a small airplane icon. The fourth row shows 'd' with a small airplane icon. The fifth row shows 'd' with a small airplane icon. The sixth row shows 'd' with a small airplane icon. The seventh row shows 'd' with a small airplane icon. The eighth row shows 'd' with a small airplane icon. The ninth row shows 'd' with a small airplane icon. The tenth row shows 'd' with a small airplane icon. The eleventh row shows 'd' with a small airplane icon. The twelfth row shows 'd' with a small airplane icon. The thirteenth row shows 'd' with a small airplane icon. The fourteenth row shows 'd' with a small airplane icon. The fifteenth row shows 'd' with a small airplane icon. The sixteenth row shows 'd' with a small airplane icon. The seventeenth row shows 'd' with a small airplane icon. The eighteenth row shows 'd' with a small airplane icon. The nineteenth row shows 'd' with a small airplane icon. The twentieth row shows 'd' with a small airplane icon. At the bottom, there is a small airplane icon and the word 'letadlo' written in blue ink. At the very bottom, there is a small airplane icon and the text 'e e ě l t s s i i u ů ů á á Á Á o ó O d 13'.


procvičujeme - list

	1	2	3	4	5	6
1	sedí	ryba	sype	vadí	řepa	tíha
2	loni	soda	chabá	pero	raci	dělo
3	vázy	chodí	duní	díky	může	řeka
4	volí	fámy	létá	gatě	běhá	hurá
5	musí	kůra	soví	řeší	pěna	chytí
6	zuby	lichý	fotí	pálí	dítě	víko
7	kůže	mizí	děda	dává	vůně	řada
8	role	dílo	sudí	pára	září	dusí
9	paní	noty	žito	ředí	ticho	mezi
10	hory	zebe	solí	ladí	rada	tiká

d.cv. - list

	1	2	3	4	5	6
11	radí	šije	pátí	moře	chová	kuře
12	jaro	chápe	chutě	běda	paže	myši
13	můra	kára	dupe	noky	voní	kočí
14	víno	měla	peří	malý	kola	vosí
15	kino	hází	věší	hodí	guma	děsí
16	něco	tělo	láva	tichý	letí	běží
17	věta	rýha	němá	potí	věky	góly
18	koně	něčí	sítě	věří	vaří	kotě
19	cizí	chudí	fůry	rýma	nově	šero
20	hadi	latě	ničí	řasa	měří	síně

2:50



The screenshot shows a digital interface for word reading. On the left is a grey rectangular card. On the right is a blue rectangular card with the word "duní" written in white. Below the cards is a control bar with a menu icon, three buttons labeled "Zamíchat", "Zpět", and "Vytáhnout Si", a speaker icon, and a full-screen icon. At the bottom, there is a title bar and a share button.

Čtení slov - 4 písmena (list2) - řádek 1-5

Sdílet

2:34



The screenshot shows a digital interface for word reading. On the left is a blank yellow rectangular card. On the right is a yellow rectangular card with the word "mezi" written in black. Below the cards is a control bar with a menu icon, three buttons labeled "Zamíchat", "Zpět", and "Vytáhnout Si", a speaker icon, and a full-screen icon. At the bottom, there is a title bar and a share button.

Čtení slov - 4 písmena (list2) - řádek 6-10

Sdílet

VV

- jak se dříve pralo



- jak se pere dne



VV - vynález - pračka

